




4th Quarter Vocabulary Menu

*Complete three (3) activities each week with your weekly vocabulary words. Try to complete different activities each week.

<p>Word Illustrations Draw one illustration for each word by combining the word and the meaning into a drawing. In a few sentences, explain your illustration.</p>  	<p>Word Trees Write the prefix, suffix, or root words we are studying. Write their meanings directly below. Then, make a list of a least 6 new words with the same prefix, suffix, or root word. Get creative and make it look like a tree!</p> 	<p>Words in Action Use your vocabulary words to write a letter, story, article, or poem. Make sure you highlight or underline all of your words. <i>Go above and beyond and include some other words with prefix, suffix, or root word we are studying!</i></p>	<p>Word Color On one side of an index card or sheet of paper, write a sentence or paragraph recalling a personal experience or content connection with each word. Next, choose a color that might represent the word. Shade the back side of the index card or paper the ONE color you chose. Then, write an explanation of the color you chose to represent the word.</p> <p><i>For example, if the word is SEGREGATE, I might write this sentence: Claudette Colvin and Rosa Park protested the government's efforts to SEGREGATE public services in Alabama. On the back side of the card, I would color it red...and then write "I chose red for SEGREGATE because bricks are red, and they can separate people."</i></p>
<p style="text-align: center;">Word Rap</p> <p>Write a vocabulary rap using your vocabulary words. You can follow this phrasing.... "When I say [vocabulary word], you say [synonym]...."</p> <p>OR</p> <p>You can create your own hip hop rhyme. You must complete for each of the words.</p>		<p style="text-align: center;">Comic-Con</p> <p>Create a comic strip story that features your vocabulary words. You can use existing comic characters or make your own! Make sure each of your words is featured in the story. Highlight or underline each word. Be sure to include thought or speech bubbles. *Stick figures or a simple sketch are not acceptable. Your comic should contain one box for every vocabulary word this week. You can add more if you choose!</p>	